

# ACT for UHC

## Cape Verde country snapshot

Tracking the implementation of commitments to universal health coverage

### ? About the snapshot

This snapshot provides a summary view of progress for the UHC SDG indicators and a select set of indicators from the eight action areas. For the selected indicators, only some data points are provided, focusing on progress over the past 10 years. The complete datasets are shown in the country profiles.

### i Country context

WHO region	Africa
Income group	Lower middle income
Fragile / conflict-affected	Stable
Life expectancy at birth	76.1 years (2023)

## UHC SDG indicators

### UHC SDG indicators

Coverage of essential health services (SDG 3.8.1.) (2023)

**71**

Average: 71  
↑ from 2015

Financial hardship in health (SDG 3.8.2.) (2015)

**23**

Average: 28



## Champion political leadership for universal health coverage

### Policy and planning frameworks

Existence of a national health policy oriented to UHC No data

Existence of a national health strategy oriented to UHC No data

Existence of national health plan oriented to UHC (2017) Yes

### UHC target setting

Measurable national UHC targets defined (2025) Yes

### UHC monitoring

Monitoring mechanisms in place for UHC (2025) Yes

## Leave no one behind

### **=** Inclusive access

Current national health sector strategic plan address health inequalities **Not yet available**

Does the government provide non-nationals with equal access to essential and /or emergency health care? (2021)



Yes, all



Yes, legal



No



No data

### **!** Unmet needs

Percentage of population reporting perceived barriers to care (geographical, sociocultural, financial) **Not yet available**

### **▼** Availability of disaggregated data

Disaggregated data on people accessing health services is available (2023)



Yes



No



No data

The RMNCH CCI from the Health Inequality Data Repository primarily focuses on the inequality dimensions of low income and lower middle income countries.

### **♿** Accessibility

Population accessing health services (by quintile) (%)

**No data**

The RMNCH CCI from the WHO Health Inequality Data Repository focuses on the inequality dimensions (economic status, urban/rural and level of education) of primarily low income and lower middle income countries, and should not be compared with the SDG 3.8.1. RMNCH sub index. Population is divided into five equal groups (quintiles) from poorest (Quintile 1) to richest (Quintile 5).

Population accessing health services (by place of residence) (%)

**No data**

The RMNCH CCI primarily focuses on low income and lower middle income countries, and should not be compared with the SDG 3.8.1. RMNCH sub index.



## Adopt enabling laws and regulations

### Right to health

Status of recognition and institutionalization of the right to health (2024)



Constitution



Constitution/  
Judicial



Government  
commitment



Judicial



Legislative



Legislative/  
Judicial



No data

### Digital health

Digital Health Maturity average score (2023)



Phase 1



Phase 2



Phase 3



Phase 4



Phase 5



No data

Phase 1 = least developed, Phase 5= fully developed

### Health information systems

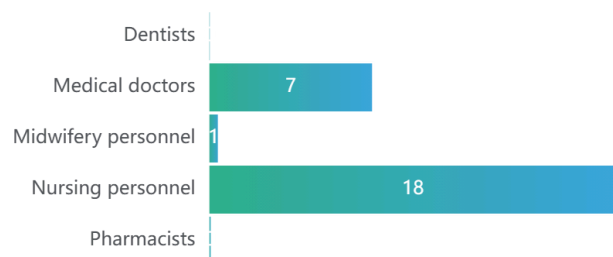
Country has improved health  
information systems

Not yet  
available

# Strengthen the health and care workforce

## Health workforce density

Health worker density (per 10 000 population)



Weighted by the population size.

Does the country have a national Human Resources Health (HRH) plan, in the form of a detailed policy, agenda, or strategic plan? Not yet available

## Working conditions

Existence of national / subnational policies and / or laws regulating working hours and conditions ? No data

Existence of national / subnational policies and / or laws regulating minimum wage ? No data

Existence of national / subnational policies and / or laws for prevention of attacks on health workers ? No data

Existence of regulatory mechanisms for promoting health worker safety ? No data

## International labour agreements

Country has taken steps to implement the Global Code of Practice on International Recruitment of Health Personnel (2024) ✗ No

Country has entered into agreements and / or arrangements with respect to the international recruitment and migration of health personnel (2024) ✓ Yes

## Safeguard list

Country is included in the 2023 WHO Safeguard list (2023) ✗ No

Countries facing the most pressing health workforce challenges related to universal health coverage is included in the WHO Safeguard list. These countries have a density of doctors, nurses and midwives below the global median (49 per 10 000 population) and a UHC service coverage index value below a certain threshold.  
WHO health workforce support and safeguards list 2023

## Invest more, invest better

### Health spending

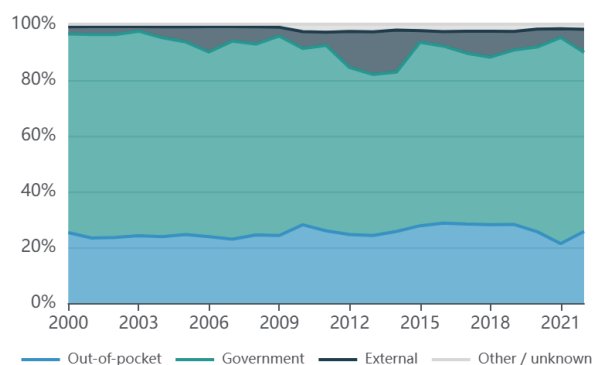
Current health expenditure as a percentage of Gross Domestic Product (2022) **6.7%**  
Average: 6.7%  
↑ from 2015

Domestic general government health expenditure as a percentage of total government expenditure (2022) **16.1%**  
Average: 10.6%  
↑ from 2015

Government domestic spending on health per capita in US\$ (2022) **\$184**  
Average: \$884  
↑ from 2015

### Sources of health funding

Sources of health funding



# Move together towards universal health coverage

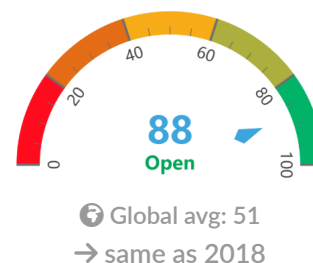
## Collaboration mechanisms

Number of countries with formal collaboration mechanism between MOH and partners to support the production of policy relevant analysis and evidence synthesis Not yet available

Country uses societal dialogue as a mechanism for prioritizing and co-shaping the health agenda Not yet available

## Civic space

Civic space rating (2025)  
Rating aligns with five civic space categories: Closed, Repressed, Obstructed, Narrowed, and Open.



## Transparency and accountability

Open budget survey public participation score No data

Score aligns with three categories: 0-40: few, 41-60: limited and 61-100: adequate



## Guarantee gender equality in health

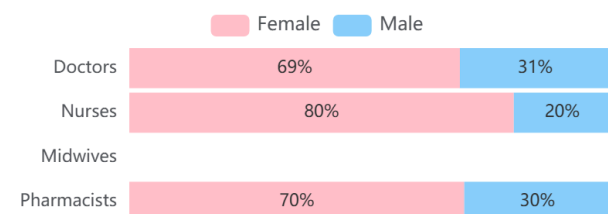
### ♀ Gender responsive system

Gender equality advanced in and through health

Not yet available

### ⚖ Health workforce gender equality

Health worker density disaggregated by sex



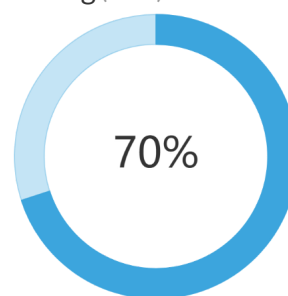
Weighted by the population size.

Does the country monitor the gender pay gap?

Not yet available

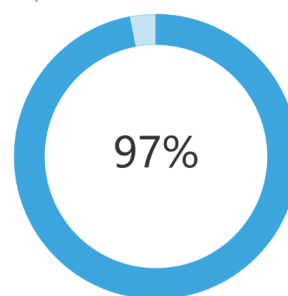
### ♀ Sexual and reproductive health services

Extent to which access to sexual and reproductive health care, information, and education is legally guaranteed: Contraceptive and family planning (2022)



🌐 Global avg: 79.4%

Percentage of births attended by skilled health personnel (2018)



🌐 Global avg: 82.0%

↑ from 2015

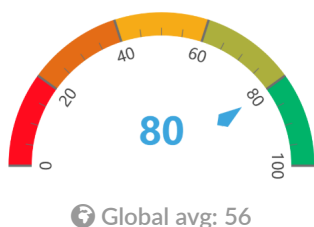
# Connect universal health coverage and health security

## Health emergency prevention, preparedness & response

Average International Health Regulations (IHR) core capacity scores (2024)



Functional capability assessment for health emergency preparedness and response using simulation exercises and action reviews (2024)



Score reflects the most recent SimEx or action review over the past 4 years as at December 2024: none in previous 4 yrs = 20, =4 yrs = 40, =3 yrs = 60, =2 yrs = 80, =1 yr = 100.

## Continuity of essential health services

Diphtheria tetanus toxoid and pertussis (DTP3) immunization coverage among 1-year-olds (%)



Sustained essential health services during emergencies

Not yet available

## Climate resilience

Index of national climate change and health capacity

Not yet available