

ACT for UHC

Spain country snapshot

Tracking the implementation of commitments to universal health coverage

? About the snapshot

This snapshot provides a summary view of progress for the UHC SDG indicators and a select set of indicators from the eight action areas. For the selected indicators, only some data points are provided, focusing on progress over the past 10 years. The complete datasets are shown in the country profiles.

i Country context

WHO region	Europe
Income group	High income
Fragile / conflict-affected	Stable
Life expectancy at birth	83.9 years (2023)

UHC SDG indicators

UHC SDG indicators

Coverage of essential health services (SDG 3.8.1.) (2023)

84

Average: 71
↑ from 2015

Financial hardship in health (SDG 3.8.2.) (2022)

13

Average: 26
↑ from 2015



Champion political leadership for universal health coverage

Policy and planning frameworks

Existence of a national health policy oriented to UHC No data

Existence of a national health strategy oriented to UHC (2022) Partially

Existence of national health plan oriented to UHC (2024) Partially

UHC target setting

Measurable national UHC targets defined (2025) Yes

UHC monitoring

Monitoring mechanisms in place for UHC (2025) Partially



Leave no one behind

Inclusive access

Current national health sector strategic plan address health inequalities Not yet available

Does the government provide non-nationals with equal access to essential and /or emergency health care? (2021)



Yes, all



Yes, legal



No



No data

Unmet needs

Percentage of population reporting perceived barriers to care (geographical, sociocultural, financial) Not yet available

Availability of disaggregated data

Disaggregated data on people accessing health services is available (2023)



Yes



No



No data

The RMNCH CCI from the Health Inequality Data Repository primarily focuses on the inequality dimensions of low income and lower middle income countries.

Accessibility

Population accessing health services (by quintile) (%)

No data

The RMNCH CCI from the WHO Health Inequality Data Repository focuses on the inequality dimensions (economic status, urban/rural and level of education) of primarily low income and lower middle income countries, and should not be compared with the SDG 3.8.1. RMNCH sub index. Population is divided into five equal groups (quintiles) from poorest (Quintile 1) to richest (Quintile 5).

Population accessing health services (by place of residence) (%)

No data

The RMNCH CCI primarily focuses on low income and lower middle income countries, and should not be compared with the SDG 3.8.1. RMNCH sub index.



Adopt enabling laws and regulations

Right to health

Status of recognition and institutionalization of the right to health (2024)



Constitution



Constitution/
Judicial



Government
commitment



Judicial



Legislative



Legislative/
Judicial



No data

Digital health

Digital Health Maturity average score (2023)



Phase 1



Phase 2



Phase 3



Phase 4



Phase 5



No data

Phase 1 = least developed, Phase 5= fully developed

Health information systems

Country has improved health
information systems

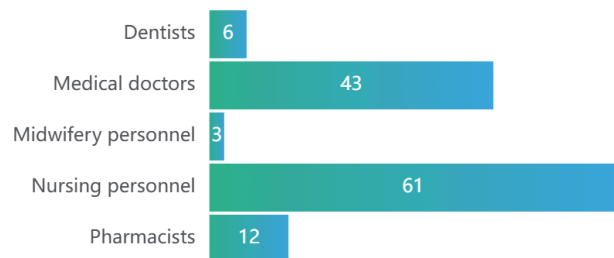
Not yet
available



Strengthen the health and care workforce

Health workforce density

Health worker density (per 10 000 population)



Weighted by the population size.

Does the country have a national Human Resources Health (HRH) plan, in the form of a detailed policy, agenda, or strategic plan? Not yet available

Working conditions

Existence of national / subnational policies and / or laws regulating working hours and conditions (2023) ✓ Yes

Existence of national / subnational policies and / or laws regulating minimum wage (2023) ✓ Yes

Existence of national / subnational policies and / or laws for prevention of attacks on health workers (2023) ✓ Yes

Existence of regulatory mechanisms for promoting health worker safety (2023) ✓ Yes

International labour agreements

Country has taken steps to implement the Global Code of Practice on International Recruitment of Health Personnel (2024) ✓ Yes

Country has entered into agreements and / or arrangements with respect to the international recruitment and migration of health personnel (2024) ✓ Yes

Safeguard list

Country is included in the 2023 WHO Safeguard list (2023) ✗ No

Countries facing the most pressing health workforce challenges related to universal health coverage is included in the WHO Safeguard list. These countries have a density of doctors, nurses and midwives below the global median (49 per 10 000 population) and a UHC service coverage index value below a certain threshold.
WHO health workforce support and safeguards list 2023



Invest more, invest better

Health spending

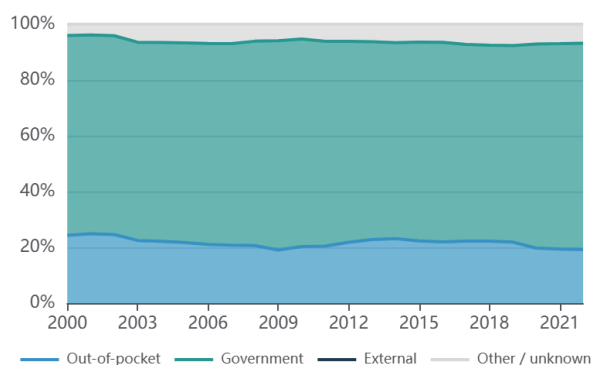
Current health expenditure as a percentage of Gross Domestic Product (2022) **9.7%**
Average: 6.7%
↑ from 2015

Domestic general government health expenditure as a percentage of total government expenditure (2022) **15.2%**
Average: 10.6%
↑ from 2015

Government domestic spending on health per capita in US\$ (2022) **\$2,155**
Average: \$884
↑ from 2015

Sources of health funding

Sources of health funding





Move together towards universal health coverage

🔗 Collaboration mechanisms

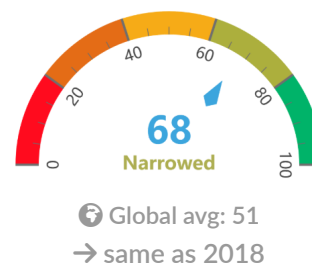
Number of countries with formal collaboration mechanism between MOH and partners to support the production of policy relevant analysis and evidence synthesis **Not yet available**

Country uses societal dialogue as a mechanism for prioritizing and co-shaping the health agenda **Not yet available**

👥 Civic space

Civic space rating (2025)

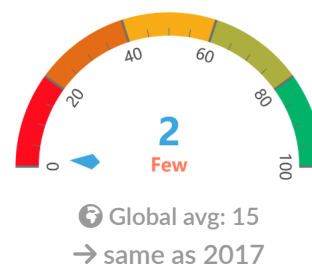
Rating aligns with five civic space categories: Closed, Repressed, Obstructed, Narrowed, and Open.



🎯 Transparency and accountability

Open budget survey public participation score (2023)

Score aligns with three categories: 0-40: few, 41-60: limited and 61-100: adequate





Guarantee gender equality in health

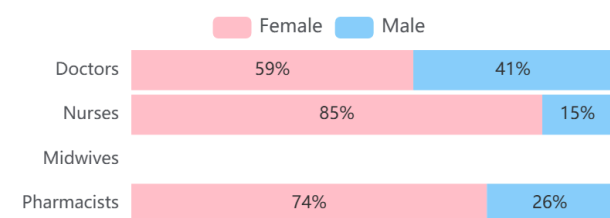
♀ Gender responsive system

Gender equality advanced in and through health

Not yet available

⚖ Health workforce gender equality

Health worker density disaggregated by sex



Does the country monitor the gender pay gap?

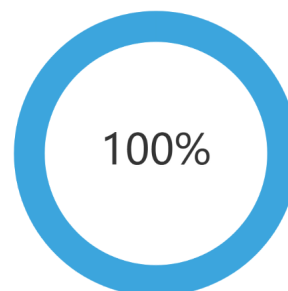
Not yet available

♀ Sexual and reproductive health services

Extent to which access to sexual and reproductive health care, information, and education is legally guaranteed: Contraceptive and family planning

No data

Percentage of births attended by skilled health personnel (2022)



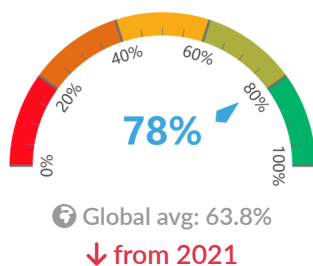
🌐 Global avg: 85.0%
→ same as 2015



Connect universal health coverage and health security

Health emergency prevention, preparedness & response

Average International Health Regulations (IHR) core capacity scores (2024)



Functional capability assessment for health emergency preparedness and response using simulation exercises and action reviews (2024)



Score reflects the most recent SimEx or action review over the past 4 years as at December 2024: none in previous 4 yrs = 20, =4 yrs = 40, =3 yrs = 60, =2 yrs = 80, =1 yr = 100.

Continuity of essential health services

Diphtheria tetanus toxoid and pertussis (DTP3) immunization coverage among 1-year-olds (%)



Sustained essential health services during emergencies

Not yet available

Climate resilience

Index of national climate change and health capacity

Not yet available